


C2791a - STAFFORD COMMUNITY CLUB

C2791a-0006(E).xls

LIGHTING CONTROL SCHEDULE

REVISION E - 11 DECEMBER 2023


MISCELLANEOUS EQUIPMENT					REV
ITEM	DESCRIPTION				A
SP1	AS DETAILED IN THE EQUIPMENT SCHEDULE 6-BUTTON PROGRAMMABLE SWITCH PANEL C/W CENTRAL LCD DISPLAY DYNALITE ANTUMBRA DISPLAY ALUMINIUM				A
SP2	AS DETAILED IN THE EQUIPMENT SCHEDULE 6-BUTTON PROGRAMMABLE SWITCH PANEL C/W CENTRAL LCD DISPLAY DYNALITE ANTUMBRA DISPLAY ALUMINIUM				A
SP3	AS DETAILED IN THE EQUIPMENT SCHEDULE 6-BUTTON PROGRAMMABLE SWITCH PANEL C/W CENTRAL LCD DISPLAY DYNALITE ANTUMBRA DISPLAY ALUMINIUM				A
SP4	AS DETAILED IN THE EQUIPMENT SCHEDULE 6-BUTTON PROGRAMMABLE SWITCH PANEL C/W CENTRAL LCD DISPLAY DYNALITE ANTUMBRA DISPLAY ALUMINIUM				B
SP5	AS DETAILED IN THE EQUIPMENT SCHEDULE 6-BUTTON PROGRAMMABLE SWITCH PANEL C/W CENTRAL LCD DISPLAY DYNALITE ANTUMBRA DISPLAY ALUMINIUM				B
PE CELL	PROGRAMMABLE PE CELL DUS 90CS CONFIRM THE LOCATION ON SITE WITH THE ARCHITECT				A
TIME CLOCK	PROGRAMMABLE TIME CLOCK ENVISION GATEWAY PDEG C/W INTERNET ACCESS LOCATE DB-B				A
<b>CONTROL MODULE 1</b>					A
TYPE:		DYNALITE DDRC1220FR-GL			A
DESCRIPTION		12 CH SWITCHING CONTROLLER			A
LOCATION		DIN RAIL MOUNTED WITHIN DB-A			A
BUS:		A			A
CHANNEL	CONTROL	DESCRIPTION			A
		LOCATION	CIRCUIT	USE	A
1	SWITCH	EXTERNAL	DB-A - L2	CARPARK LIGHTS	A
2	SWITCH	EXTERNAL	DB-A - L3	CARPARK LIGHTS	A
3	SPARE				C
4	SPARE				C
5	SPARE				E
6	SWITCH	KITCHEN	DB-A - L7	KITCHEN	A
7	SWITCH	DECK	DB-A - L9	HEATER	B
8	SWITCH	DECK	DB-A - L10	HEATER	B
9	SWITCH	DECK	DB-A - L11	HEATER	B
10	SWITCH	DECK	DB-A - L12	HEATER	B
11	SWITCH	DECK	DB-A - L13	HEATER	B
12	SWITCH	DECK	DB-A - L14	FANS	A
<b>CONTROL MODULE 2</b>					A
TYPE:		DYNALITE DDRC1220FR-GL			A
DESCRIPTION		12 CH SWITCHING CONTROLLER			A
LOCATION		DIN RAIL MOUNTED WITHIN DB-A			A
BUS:		A			A
CHANNEL	CONTROL	DESCRIPTION			A
		LOCATION	CIRCUIT	USE	A
13	SPARE				C
14	SWITCH	EXTERNAL	DB-A - L16	LP1	A
15	SWITCH	EXTERNAL	DB-A - L17	ENTRY	A
16	SWITCH	EXTERNAL	DB-A - L18	PYLON SIGN	A
17	SWITCH	EXTERNAL	DB-A - L20	CATENARY	A
18	SPARE	DECK	DB-A - L18	HEATER	B
19	SPARE	DECK	DB-A - L19	HEATER	B
20	SPARE	DECK	DB-A - L20	HEATER	B
21	SPARE	DECK	DB-A - L21	HEATER	B
22	SPARE	DECK	DB-A - L22	HEATER	B
23	SPARE	BISTRO	DBA - L28	PL1	C
24	SPARE				A



**C2791a - STAFFORD COMMUNITY CLUB  
LIGHTING CONTROL SCHEDULE  
REVISION E - 11 DECEMBER 2023**

C2791a-0006(E).xls

CONTROL MODULE 3					A
TYPE:		DYNALITE DDBC1200			A
DESCRIPTION		12CH BOARD CAST DALI CONTROLLER			A
LOCATION		DIN RAIL MOUNTED WITHIN DB-A			A
BUS:		A			A
CHANNEL	CONTROL	DESCRIPTION			A
		LOCATION	CIRCUIT	USE	A
25	DALI DIM				D
26	DALI DIM				D
27	DALI DIM				D
28	DALI DIM				D
29	DALI DIM	EXTERNAL	DBA - L22	UPLIGHTS	D
30	DALI DIM				D
31	DALI DIM				D
32	DALI DIM	EXTERNAL	DBA - L22	UPLIGHTS	A
33	DALI DIM				D
34	DALI DIM	EXTERNAL	DBA - L22	UPLIGHTS	A
35	DALI DIM				D
36	DALI DIM	EXTERNAL	DBA - L23	S1	A
CONTROL MODULE 4					A
TYPE:		DYNALITE DDBC1200			A
DESCRIPTION		12CH BOARD CAST DALI CONTROLLER			A
LOCATION		DIN RAIL MOUNTED WITHIN DB-A			A
BUS:		A			A
CHANNEL	CONTROL	DESCRIPTION			A
		LOCATION	CIRCUITS	USE	A
37	DALI DIM		DBA - L23	WL1	A
38	DALI DIM		DBA - L24	SDL1	A
39	DALI DIM		DBA - L25	WL1	A
40	DALI DIM		DBA - L26	RDL1	A
41	DALI DIM		DBA - L27	WL2	A
42	DALI DIM		DBA - L27	WL2	A
43	DALI DIM		DBA - L27	RDL1	A
44	DALI DIM		DBA - L27	RDL1	A
45	DALI DIM		DBA - L28	RDL3	A
46	SPARE				C
47	DALI DIM		DBA - L29	SDL3	B
48	SPARE		DBA - L30	TRK1	A
CONTROL MODULE 5					A
TYPE:		DYNALITE DDBC1200			A
DESCRIPTION		12CH BOARD CAST DALI CONTROLLER			A
LOCATION		DIN RAIL MOUNTED WITHIN DB-A			A
BUS:		A			A
CHANNEL	CONTROL	DESCRIPTION			A
		LOCATION	CIRCUITS	USE	A
49	DALI DIM		DBA - L30	TRK1	A
50	SPARE				A
51	SPARE				A
52	SPARE				A
53	SPARE				A
54	SPARE				A
55	SPARE				A
56	SPARE				A
57	SPARE				A
58	SPARE				A
59	SPARE				A
60	SPARE				A




C2791a - STAFFORD COMMUNITY CLUB

C2791a-0006(E).xls

LIGHTING CONTROL SCHEDULE

REVISION E - 11 DECEMBER 2023

CONTROL MODULE 6						A
TYPE:		DYNALITE DDRC1220FR-GL				A
DESCRIPTION		12 CH SWITCHING CONTROLLER				A
LOCATION		DIN RAIL MOUNTED WITHIN DB-B				A
BUS:		A				A
CHANNEL	CONTROL	DESCRIPTION			USE	A
		LOCATION	CIRCUIT			
61	SWITCH	EXTERNAL	DB-B - L1	LP3	B	
62	SWITCH	EXTERNAL	DB-B - L2	LP1	A	
63	SWITCH	EXTERNAL	DB-B - L3	LP1	A	
64	SWITCH	RECEPTION	DB-B - L4	TABLE LAMP	A	
65	SWITCH	GAMING	DB-B - L5	SIGN	A	
66	SWITCH	GAMING	DB-B - L5	SIGN	A	
67	SWITCH	GAMING	DB-B - L5	SIGN	A	
68	SWITCH	GAMING	DB-B - L5	SIGN	A	
69	SWITCH	GAMING	DB-B - L6	SIGN	A	
70	SWITCH	GAMING	DB-B - L6	SIGN	A	
71	SWITCH	GAMING	DB-B - L6	SIGN	A	
72	SWITCH	GAMING	DB-B - L6	SIGN	A	
CONTROL MODULE 7						A
TYPE:		DYNALITE DDRC1220FR-GL				A
DESCRIPTION		12 CH SWITCHING CONTROLLER				A
LOCATION		DIN RAIL MOUNTED WITHIN DB-B				A
BUS:		A				A
CHANNEL	CONTROL	DESCRIPTION			USE	A
		LOCATION	CIRCUIT			
73	SWITCH	GAMING	DB-B - L6	SIGN	A	
74	SWITCH	GAMING	DB-B - L6	SIGN	A	
75	SWITCH	DECK	DB-B - L10	FANS	A	
76	SWITCH	DECK	DB-B - L17	HEATER	B	
77	SPARE	DECK	BB-B - L18	HEATER	B	
78	SPARE				A	
79	SPARE				A	
80	SPARE				A	
81	SPARE				A	
82	SPARE				A	
83	SPARE				A	
84	SPARE				A	
CONTROL MODULE 8						A
TYPE:		DYNALITE DDBC1200				A
DESCRIPTION		12CH BOARD CAST DALI CONTROLLER				A
LOCATION		DIN RAIL MOUNTED WITHIN DB-B				A
BUS:		A				A
CHANNEL	CONTROL	DESCRIPTION			USE	A
		LOCATION	CIRCUIT			
85	DALI DIM				D	
86	DALI DIM	EXTERNAL	DB-B - L8	S1	A	
87	DALI DIM		DB-B - L8	SDL1	A	
88	DALI DIM		DB-B - L8	WL1	A	
89	DALI DIM		DB-B - L8	SDL1	A	
90	DALI DIM		DB-B - L8	WL1	A	
91	DALI DIM		DB-B - L9	SDL1	A	
92	DALI DIM		DB-B - L9	WL1	A	
93	DALI DIM		DB-B - L11	S4	A	
94	DALI DIM		DB-B - L11	SDL2	A	
95	DALI DIM		DB-B - L12	WL2	A	
96	DALI DIM		DB-B - L12	RDL1	A	



C2791a - STAFFORD COMMUNITY CLUB

C2791a-0006(E).xls

LIGHTING CONTROL SCHEDULE

REVISION E - 11 DECEMBER 2023

CONTROL MODULE 9					A
TYPE:		DYNALITE DDBC1200			A
DESCRIPTION		12CH BOARD CAST DALI CONTROLLER			A
LOCATION		DIN RAIL MOUNTED WITHIN DB-B			A
BUS:		A			A
CHANNEL	CONTROL	DESCRIPTION			A
		LOCATION	CIRCUITS	USE	A
97	SPARE				A
98	DALI DIM		DB-B - L13	TRK 2	A
99	DALI DIM		DB-B - L13	TRK 2	A
100	DALI DIM		DB-B - L14	SDL2	A
101	DALI DIM		DB-B - L14	WL2	A
102	DALI DIM		DB-B - L15	S2	A
103	DALI DIM		DB-B - L15	RDL2	A
104	DALI DIM		DB-B - L15	S3	A
105	DALI DIM		DB-B - L15	WL2	A
106	DALI DIM		DB-B - L15	RD02	A
107	DALI DIM		DB-B - L16	WL2	B
108	DALI DIM		DB-B - L16	RDL01	B
CONTROL MODULE 10					A
TYPE:		DYNALITE DDBC1200			A
DESCRIPTION		12CH BOARD CAST DALI CONTROLLER			A
LOCATION		DIN RAIL MOUNTED WITHIN DB-B			A
BUS:		A			A
CHANNEL	CONTROL	DESCRIPTION			A
		LOCATION	CIRCUITS	USE	A
109	DALI DIM		DB-B - L18	RDO2	A
110	DALI DIM		DB-B - L19	PL2	A
111	DALI DIM		DB-B - L20	PL2	A
112	SPARE				A
113	SPARE				A
114	SPARE				A
115	SPARE				A
116	SPARE				A
117	SPARE				A
118	SPARE				A
119	SPARE				A
120	SPARE				A